



# VANITA VISHRAM WOMEN'S UNIVERSITY

Managed By Vanita Vishram, Surat

(Approved by the Government of Gujarat under the Provisions of the Gujarat Private Universities Act, 2009)

VANITA VISHRAM  
WOMEN'S UNIVERSITY  
SURAT

Ref. No.:

Date : 05/03/2022

## NOTICE

Dear Students (UG)

You are hereby requested to pay Semester – II Fees on or before **Saturday, 12<sup>th</sup> March, 2022.**

Please follow the guideline attached herewith for online fee payment.

I/c Registrar

Vanita Vishram Women's University, Surat



Vanita Vishram Campus, Athwa Gate, Surat-395001, Gujarat

(M) 97277 - 69044 | Website : [www.vvwusurat.in](http://www.vvwusurat.in) | Email : [vwusurat@gmail.com](mailto:vwusurat@gmail.com)





# Vanita Vishram Women's University

## Online Fee Payment for UG Programs Semester-II 2021-22

### Important instructions before you initiate fee payment process:

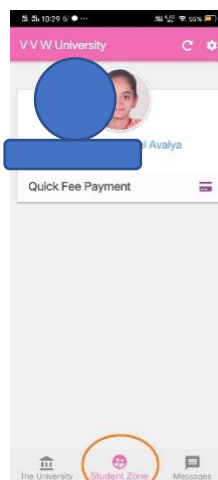
- This will take 5-7 minutes depending upon your Internet connection speed. **Note that this is a secured payment with 128-bit SSL encryption.**
- Make sure that you get strong mobile data/ Wi-Fi signals while making payment.
- **In case, you get payment failure message and the amount is debited from your bank account/ credit card account then DO NOT make payment for the second time. Contact VVWU admin office with Payment Reference number.**
- For any query, you may contact VVWU admin office.

### Guidelines to pay fees online using Android App/ Website

1. In your registered mobile, open VVWU App. {iPhone users have to pay fees through website [vvwufees.zeroq.net](http://vvwufees.zeroq.net) using their Student ID (starts with 'AQ...') and birthdate. They can get their Student ID from the admin office.}

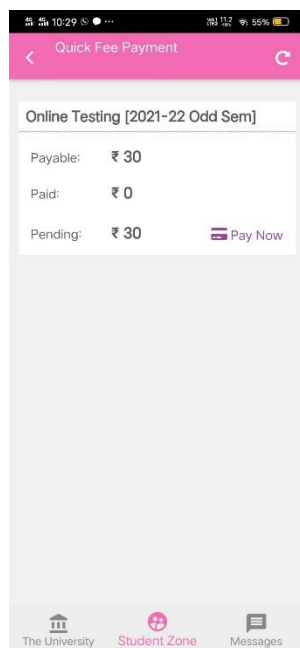


2. Tap on Student Zone.



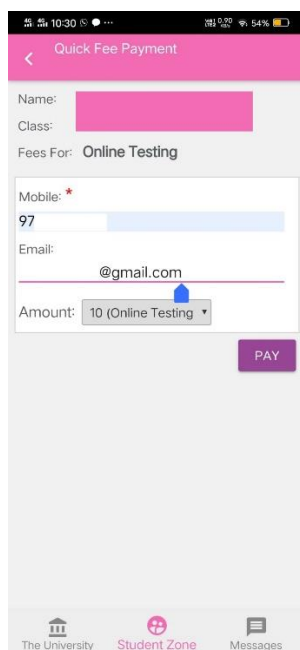
3. Tap on **Quick Fee Payment**.

4. On next screen, your fee amount payable will be displayed.

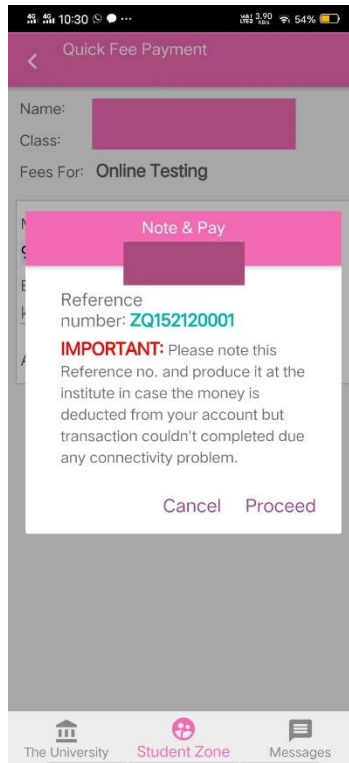


5. Tap on **Pay Now**.

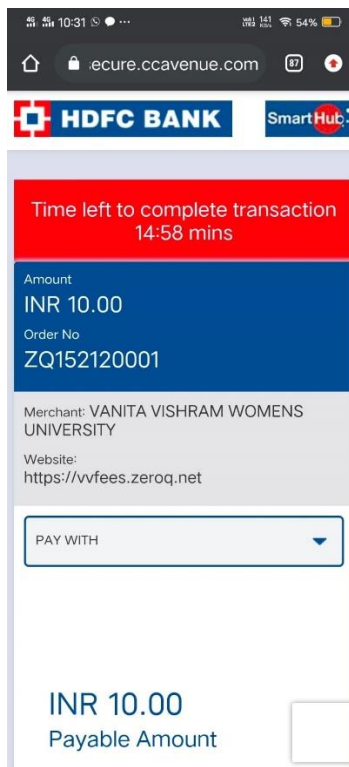
6. Enter on mobile number and personal email id. Check the amount to be paid. Tap on **Pay**.

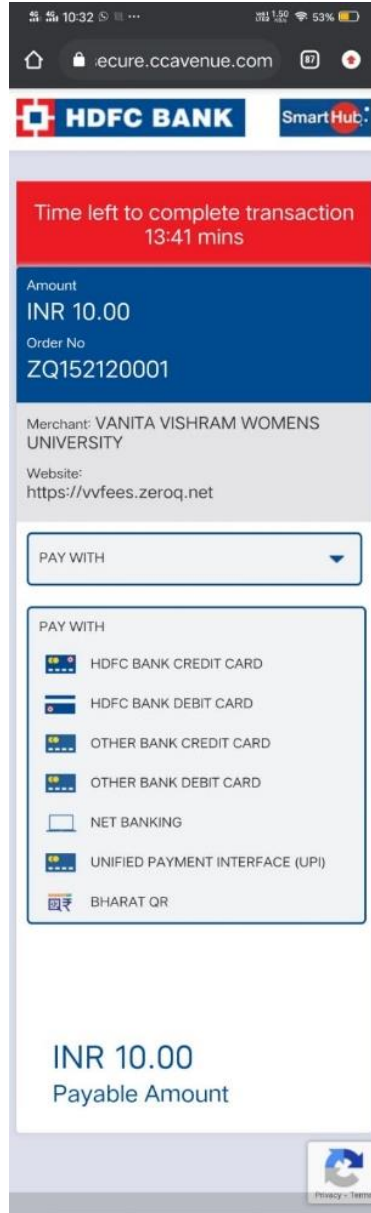


7. A small Window will pop up. Note down the Reference number starting with 'ZQ...'. Click on **Proceed**.



8. Verify all details displayed on next screen. Click on **PAY NOW**.
9. On next screen tap on **PAY WITH** to select payment mode through with you want to make payment.





10. Depending upon your choice fill the details and complete the payment. For demonstration, Payment through credit card screen is shown below:



11. Once payment is done successfully, a confirmation message will be displayed on the screen. You may take print of your payment acknowledgement.
12. Tap on Print and save it in PDF format.
13. Once the payment is settled with the bank (It may take 2-3 days to settle), you will be able to download fee receipt from the VVWU Android App. (iPhone users can download from the website [vvufees.zeroq.net](https://vvufees.zeroq.net) using their Student ID (starts with 'AQ...') and birthdate.)

=====